



Description:

22 AWG stranded (19x34) tinned copper conductors, Datalene® insulation, Duofoil® (100% Coverage) plus a stranded tinned copper drain wire, PVC jacket.

Physical Characteristics (Overall)

Conductor

AWG:

# Pairs	AWG	Stranding	Conductor Material	Dia. (in.)
1	22	19x34	TC - Tinned Copper	.031

Insulation

Insulation Material:

Insulation Trade Name	Insulation Material
Datalene®	FHDPE - Foam High Density Polyethylene

Outer Shield

Outer Shield Material:

Outer Shield Trade Name	Type	Outer Shield Material	Coverage (%)
Duofoil®	Tape	Aluminum Foil-Polyester Tape-Aluminum Foil	100

Outer Shield Drain Wire AWG:

AWG	Stranding	Drain Wire Conductor Material
22	19x34	TC - Tinned Copper

Outer Shield Drain Wire Diameter: .031

Outer Jacket

Outer Jacket Material:

Outer Jacket Material
PVC - Polyvinyl Chloride

Overall Cabling

Overall Nominal Diameter: 0.345 in.

Pair

Pair Color Code Chart:

Number	Color
1	Black & Yellow

Pair Lay Length & Direction:

Lay Length (in.)	Lay Length Twists/ft. (twist/ft)
3.0	4

Mechanical Characteristics (Overall)

Operating Temperature Range: -20°C To +60°C

Bulk Cable Weight: 41 lbs/1000 ft.

Max. Recommended Pulling Tension: 28 lbs.

Min. Bend Radius (Install)/Minor Axis: 3.500 in.

Applicable Specifications and Agency Compliance (Overall)

Applicable Standards & Environmental Programs

NEC/(UL) Specification:	CMX, CL2X
CEC/C(UL) Specification:	CMX
AWM Specification:	UL Style 2668 (30 V 60°C)
EU CE Mark:	Yes
EU Directive 2000/53/EC (ELV):	Yes
EU Directive 2002/95/EC (RoHS):	Yes
EU RoHS Compliance Date (mm/dd/yyyy):	01/01/2004
EU Directive 2002/96/EC (WEEE):	Yes
EU Directive 2003/11/EC (BFR):	Yes
CA Prop 65 (CJ for Wire & Cable):	Yes
MII Order #39 (China RoHS):	Yes

Flame Test

UL Flame Test:	UL1685 UL Loading, VW-1
----------------	-------------------------

Suitability

Suitability - Indoor:	Yes
Suitability - Outdoor:	Yes
Suitability - Aerial:	Yes - when supported by a messenger wire

Plenum/Non-Plenum

Plenum (Y/N):	No
Plenum Number:	89182

Electrical Characteristics (Overall)

Nom. Characteristic Impedance:

Impedance (Ohm)

150

Nom. Inductance:

Inductance (µH/ft)

0.293

Nom. Capacitance Conductor to Conductor:

Capacitance (pF/ft)

8.8

Nom. Capacitance Cond. to Other Conductor & Shield:

Capacitance (pF/ft)

16.5

Nominal Velocity of Propagation:

VP (%)

78

Nominal Delay:

Delay (ns/ft)

1.3

Nom. Conductor DC Resistance:

DCR @ 20°C (Ohm/1000 ft)

14.0

Nominal Outer Shield DC Resistance:

DCR @ 20°C (Ohm/1000 ft)

6.3

Nom. Attenuation:

Freq. (MHz)	Attenuation (dB/100 ft.)
1	0.4
10	1.2
50	2.7
100	4.3
200	6.2
400	8.8

Max. Operating Voltage - UL:

Voltage
300 V RMS (CMX)
30 V RMS (UL AWM Style 2668)
150 V RMS (CL2X)

Put Ups and Colors:

Item #	Putup	Ship Weight	Color	Notes	Item Desc
9182 010U500	500 FT	21.500 LB	BLACK		2 #22 FHDPE SHLD PVC
9182 0101000	1,000 FT	44.000 LB	BLACK	C	2 #22 FHDPE SHLD PVC
9182 010500	500 FT	23.000 LB	BLACK	C	2 #22 FHDPE SHLD PVC

Notes:

C = CRATE REEL PUT-UP.

Industrial Data Solutions® — Industrial Twinax

Twinaxial Cables

Description	Part No.	UL NEC/ C(UL) CEC Type	Standard Lengths		Standard Unit Weight		Conductor (stranding) Diameter Nom. DCR	Nominal Core OD		Shielding Materials Nom. DCR	Nominal OD		Nom. Imp. (Ω)	Nom. Vel. of Prop.	Nominal Capacitance		Nominal Attenuation		
			Ft.	m	Lbs.	kg		Inch	mm		Inch	mm			pF/Ft.	pF/m	MHz	dB/100 Ft.	dB/100m

100 Ohm • 20 AWG Stranded (7x28) .037" One TC, One BC Conductor • Duofoil® (100% Coverage) + TC Braid Shield (86% Coverage)

Polyethylene Insulation • Polyethylene Inner Jacket • Black PVC Outer Jacket

75°C	9207	NEC:	100	30.5	7.1	3.2	20 AWG	.236	5.99	Duofoil + 86%	.330	8.38	100	66%	14.5	47.6	1	.3	1.0
		CMG CL2	U-500	U-152.4	34.0	15.5	(7x28)			TC Braid							10	1.2	3.9
		CEC:	500	152.4	34.5	15.7	.037"			2.5Ω/M'							50	2.8	9.2
		CMG FT4	1000	304.8	68.0	30.9	1 TC			8.2Ω/km							100	4.1	13.5
			1640	500.0	111.5	50.7	1 BC										200	6.4	21.0
			2000	609.6	136.0	61.8	9.5Ω/M'										400	10.2	33.5
			3280	1000.0	219.8	99.9	31.0Ω/km												
			5000	1524.0	350.0	159.1													

IBM P/N 7362211

For Plenum version of 9207, see 89207.
CPE jacket optional.

124 Ohm • 25 AWG Stranded (7x33) .021" Tinned Copper Conductors • Beldfoil® (100% Coverage) • Stranded Tinned Copper Drain Wire


Polyethylene Insulation • Blue PVC Jacket (Color Code: Clear, Blue)

UL AWM	9271	NEC:	100	30.5	3.2	1.5	25 AWG	.170	4.32	100%	.240	6.10	124	66%	12.2	40.0	1	.6	2.0
Style 2092		CM	500	152.4	14.0	6.4	(7x33)			Beldfoil							10	1.7	5.6
(300V 60°C)		CEC:	U-1000	U-304.8	27.0	12.3	.021"			Shield							50	3.6	11.8
		CM	1000	304.8	28.0	12.7	Tinned			12.0Ω/M'							100	5.0	16.4
							Copper			39.4Ω/km							200	6.9	22.6
Shorting Fold							31.8Ω/M'										400	9.6	31.5
							104.3Ω/km												

CPE jacket optional.

124 Ohm • 16 AWG Solid .051" Bare Copper Conductors • Duofoil (100% Coverage) + Tinned Copper Braid Shield (90% Coverage)


Foam Polyethylene Insulation • Black PVC Jacket (Color Code: Clear, Blue)

UL AWM	9860	NEC:	500	152.4	52.0	23.6	16 AWG	.322	8.18	Duofoil	.440	11.18	124	78%	10.9	35.8	1	.2	.6
Style 2448		CMX	1000	304.8	103.0	46.8	(solid)			+90%							10	.7	2.3
(30V 60°C)		CEC:	2000	609.6	202.0	91.8	.051"			TC Braid							50	1.8	5.9
		CMX					Bare			1.3Ω/M'							100	2.9	9.5
							Copper			4.3Ω/km							200	4.1	13.5
							4.2Ω/M'										400	6.2	20.3
							13.8Ω/km												

CPE jacket optional.


150 Ohm • 22 AWG Stranded (19x34) .031" Tinned Copper Conductors • Duofoil (100% Coverage) • Stranded Tinned Copper Drain Wire

Datalene® Insulation • Black PVC Jacket (Color Code: Black, Yellow)

UL AWM	9182	NEC:	U-500	U-152.4	22.5	10.2	22 AWG	.275	6.98	100%	.345	8.76	150	78%	8.8	28.9	1	.4	1.3
Style 2668		CL2X CMX	500	152.4	23.0	10.4	(19x34)			Duofoil							10	1.2	3.9
(30V 60°C)		CEC:	1000	304.8	44.0	20.0	.031"			Shield							50	2.7	8.9
VW-1		CMX					Tinned			6.3Ω/M'							100	4.3	14.1
							Copper			20.7Ω/km							200	6.2	20.3
							14.0Ω/M'										400	8.8	28.9
							45.9Ω/km												

For Plenum version of 9182, see 89182.
Dual version: YR41609
CPE jacket optional.

Plenum • Foam FEP Teflon® Insulation • Black FEP Teflon Jacket (Color Code: Black, Yellow)

	89182	NEC:	100	30.5	6.4	2.9	22 AWG	.278	7.06	100%	.307	7.80	150	78%	8.8	28.9	1	.4	1.3
		CMP	500†	152.4	28.0	12.7	(19x34)			Duofoil							10	1.2	3.9
		CL2P	1000†	304.8	53.0	24.1	.031"			Shield							50	2.7	8.9
		CEC:					Tinned			6.3Ω/M'							100	4.3	14.1
		CMP FT6					Copper			20.7Ω/km							200	6.2	20.3
							14.0Ω/M'										400	8.8	28.9
							45.9Ω/km												

BC = Bare Copper • DCR = DC Resistance • FEP = Fluorinated Ethylene-propylene • TC = Tinned Copper

†Spools are one piece, but length may vary ±10% from length shown.

Teflon is a DuPont trademark.